



District Report Card: 2017


State: Uttarakhand	District: Tehri Garhwal
Class: 5	Subject: Language
Schools: 60	Students: 508


Participation/Coverage


Students

<div>GENDER</div> <div></div>	Boys				Girls			
	Number		%		Number		%	
	239		47.05		269		52.95	

<div>AREA</div> <div></div>	Rural				Urban			
	Number		%		Number		%	
	470		92.52		38		7.48	

<div>CATEGORY</div> <div></div>	SC		ST		OBC		GEN	
	Number	%	Number	%	Number	%	Number	%
	145	28.54	0	0.00	86	16.93	277	54.53

<div>CWSN</div> <div></div>	LD	VI	HI	S&LD	ID	Oth
	4	2	0	0	4	0

<div>Management</div> <div></div>	Government				Government-aided			
	Number		%		Number		%	
	508		100.00		0		0.00	

Average Performance of Students in Language (%)

Overall	Gender		Area		Management		Social Group			
	Male	Female	Rural	Urban	Govt.	Aided	SC	ST	OBC	GEN
70.67	71.49	69.94	69.86	80.70	70.67	0.00	68.28	0.00	69.69	72.23

Performance on Learning Outcomes (LOs)

Learning Outcomes	Description	Average Performance(%)
L504	Reads and comprehends independently storybooks, news items/ headlines, advertisements etc.	67.72
L508	Reads text with comprehension, locates details and sequence of events	72.15

Range of Performance of Students who Answered Correctly							
Below 30%		30% - 50%		50% - 75%		Above 75%	
Number	%	Number	%	Number	%	Number	%
12	2.36	63	12.40	219	43.11	214	42.13

Lowest Performing Learning Outcomes (LOs)

- 1 - Reads and comprehends independently storybooks, news items/ headlines, advertisements etc. (67.72)
- 2 - Reads text with comprehension, locates details and sequence of events (72.15)